

Mixmaster Water Meter


DIRECTIONS FOR USE


This instrument will meter the water accurately and at the same time, mix water from a hot and cold source to deliver water at a predetermined temperature.


1. Select desired water temperature by turning the large temperature selector knob.
If you can not get the water cold enough, shut off the hot water at the main valve.
The watermeter can be programmed for Celsius or Fahrenheit.

2. Use the keypad to select the amount of water you want.
The Mixmaster can be programmed to accept instructions for liters or lbs.

3. Press  The flow of water will stop automatically when the correct amount has been delivered.

Press  to interrupt the flow of water at anytime.

Press  to restart the flow of water.

Hold  for continuous flow. The flow will stop when the “tap Icon” is released.
Use this feature to clear the pipes of water that is too cold or too hot.

The Mixmaster can be programmed to show the text in different languages.